

Scaled data based on original data using
LM-79-08 Approved Method: Electrical and Photometric Measurements of Solid-
State Lighting Products

Test Report Prepared for
Cooper Lighting Solutions
(formerly Eaton)

Brand: INVUE

Report Number: P401628

Luminaire Tested: **ENC-SA1E-727-U-T4W**

Issue Date: 5/20/2020

Test Information

Test Method: LM-79-08
Report Number: P401628
TEST IS SCALED FROM IESNA LM-79-08 TEST DATA (G1-2004-754-17)
Test Lab: INNOVATION CENTER
Issue Date: 5/20/2020
Manufacturer: COOPER LIGHTING SOLUTIONS (FORMERLY EATON)
Product Line: INVUE
Catalog Number: ENC-SA1E-727-U-T4W
Description: ENTRI LED LUMINAIRE
(1) 70 CRI, 2700K, 1050mA LIGHTSQUARE WITH 16 LEDS AND TYPE IV WIDE OPTICS
Light Source: -
Ballast/Driver: ELECTRONIC DRIVER

Summary

Lumens per Lamp: N/A
Luminaire Lumens: 5883 lumens
Efficiency: N/A
Efficacy: 102.8 lumens/watt
Luminous Opening: Rectangular (W 0.5' x L: 0.5' x H: 0')
IES Classification: Type IV - Short - Semi-Cutoff
BUG Rating: B1 - U0 - G2

Input Watts (W): 57.2
Input Voltage (V): NR
Input Current (Ain): NR
Voltage Rise (V): NR
Power Factor: NR
Total Harmonic Distortion (THDi): NR
Frequency (hertz): 60
Stabilization Time: NR
Operation Time: NR
Ambient Temperature (°C): NR
Test Distance: 25 FT

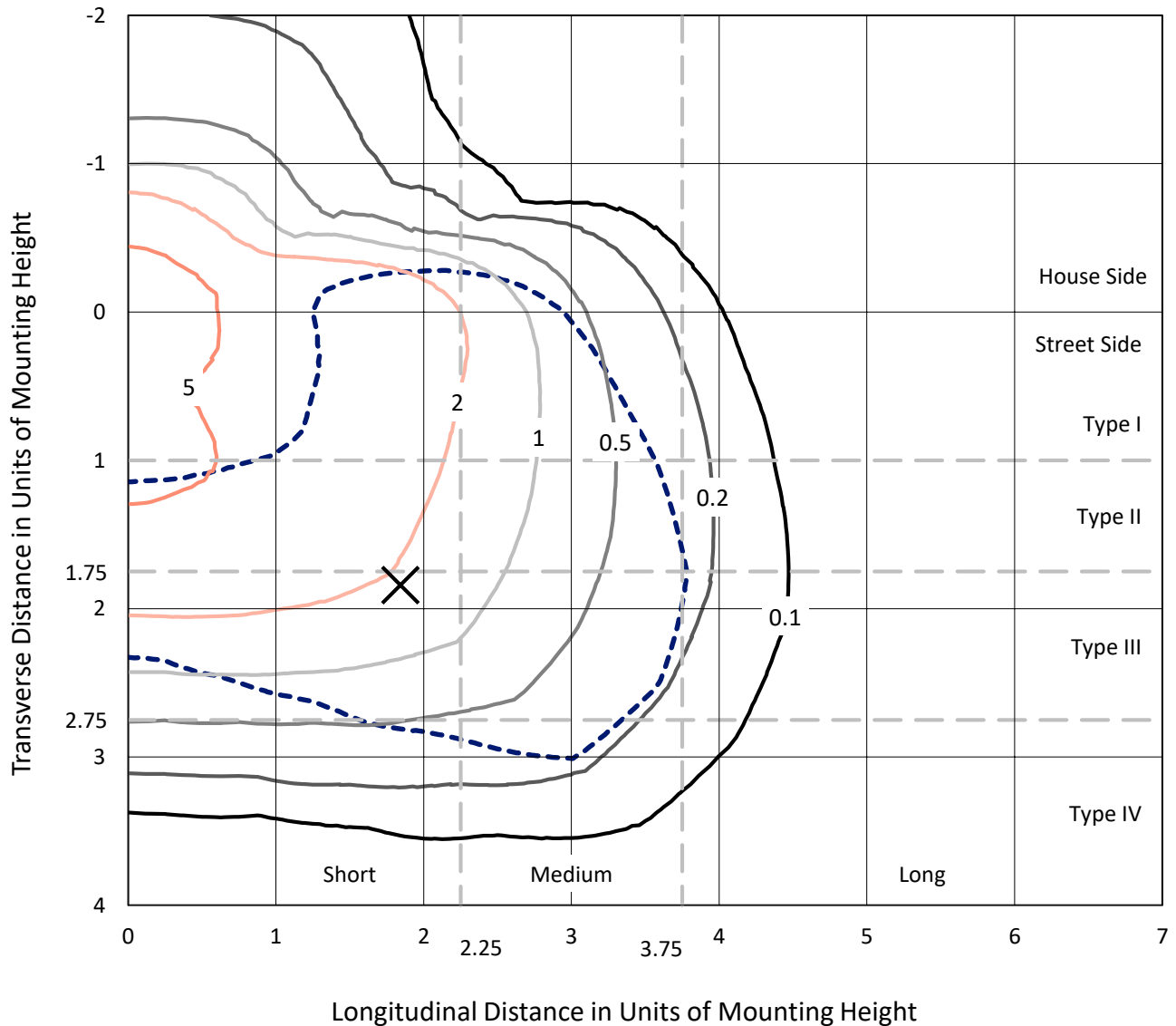


REPORT NUMBER: P401628

CATALOG NUMBER: ENC-SA1E-727-U-T4W

Iso-Footcandle Lines of Horizontal Illumination

✕ Max cd
 - - - 1/2 Max cd

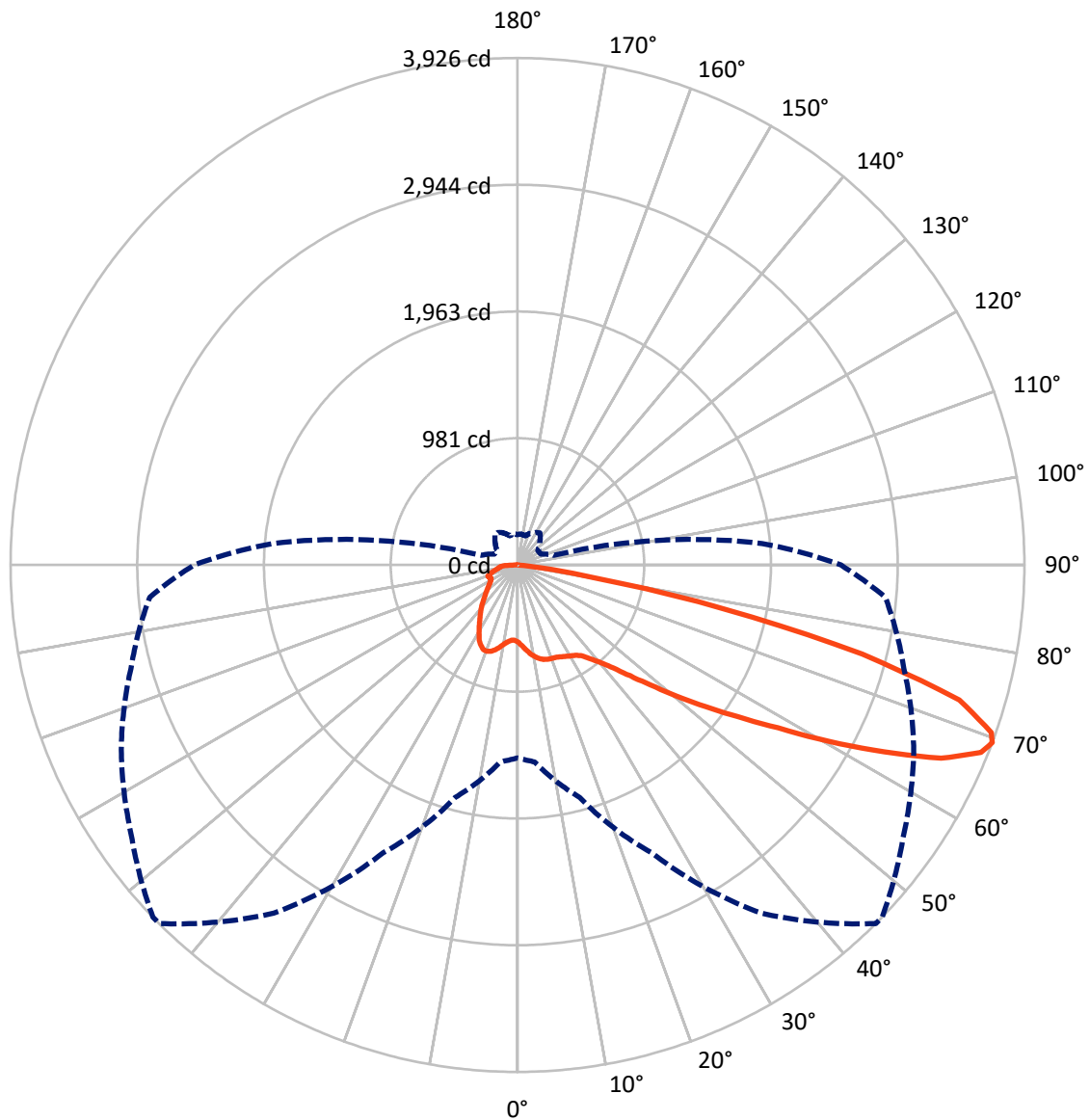


Based on 10 foot mounting height. Maximum calculated value = 7.3 fc
 Type IV - Short - Semi-Cutoff

REPORT NUMBER: P401628

CATALOG NUMBER: ENC-SA1E-727-U-T4W

Luminous Intensity Polar Plot



— Vertical Plane Through 45-Deg Lateral - - - Horizontal Cone Through 69-Deg Vertical

REPORT NUMBER: P401628

CATALOG NUMBER: ENC-SA1E-727-U-T4W

FLUX DISTRIBUTION:

		Downward	Upward	Total
House Side	Lumens	1385.1	0.0	1385.1
	% Fixture	23.5	0.0	23.5
Street Side	Lumens	4497.9	0.0	4497.9
	% Fixture	76.5	0.0	76.5
Total	Lumens	5883.0	0.0	5883.0
	% Fixture	100.0	0.0	100.0

Coefficient of Utilization

ZONAL LUMENS:

Zone	Lumens	% Fixture
0°-10°	60.8	1.0
10°-20°	201.6	3.4
20°-30°	340.7	5.8
30°-40°	493.0	8.4
40°-50°	744.3	12.7
50°-60°	1255.0	21.3
60°-70°	1726.6	29.3
70°-80°	956.8	16.3
80°-90°	104.2	1.8
90°-100°	0.0	0.0
100°-110°	0.0	0.0
110°-120°	0.0	0.0
120°-130°	0.0	0.0
130°-140°	0.0	0.0
140°-150°	0.0	0.0
150°-160°	0.0	0.0
160°-170°	0.0	0.0
170°-180°	0.0	0.0
0°-90°	5883.0	100.0
0°-180°	5883.0	100.0



REPORT NUMBER: P401628

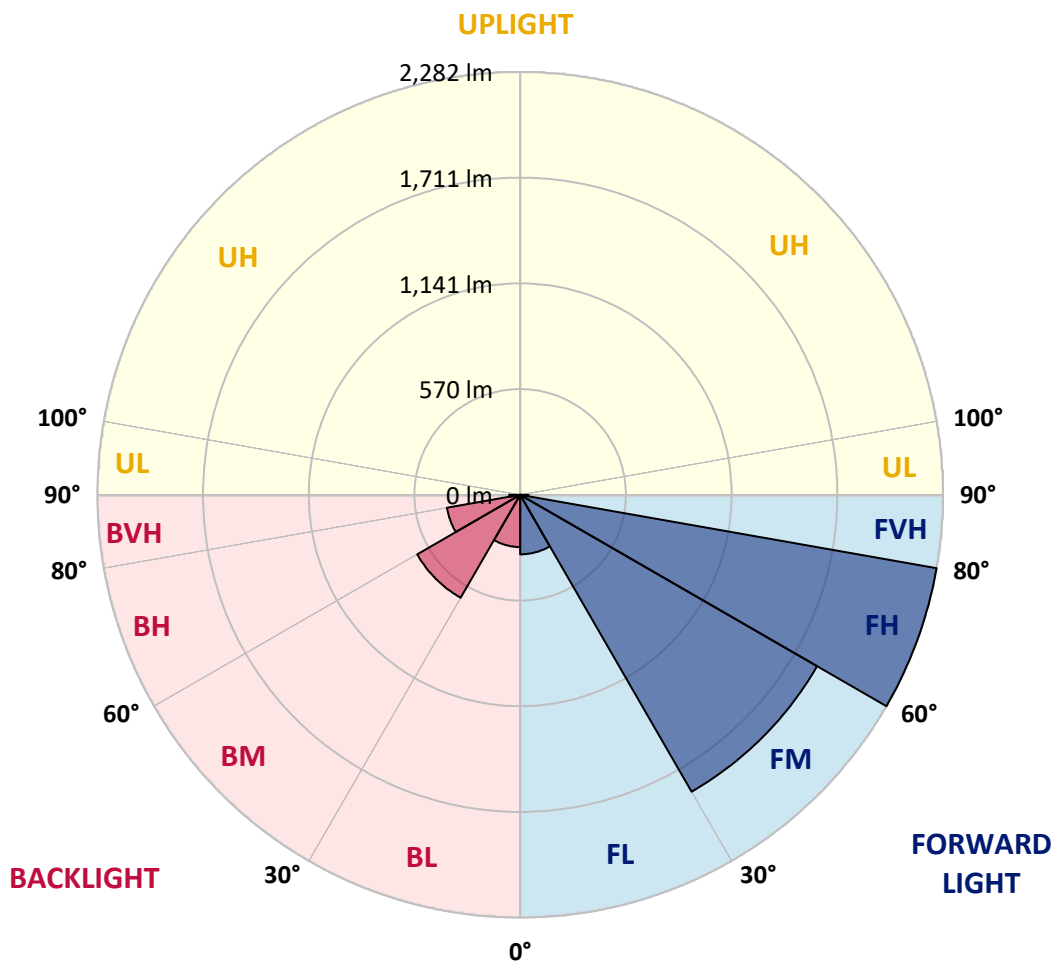
CATALOG NUMBER: ENC-SA1E-727-U-T4W

LUMINAIRE CLASSIFICATION SYSTEM LUMEN TABLE AND BUG RATING:

Zone		Lumens	% Fixture	Zone Rating/Lumen Limit		
				B	U	G
FL	(0°-30°)	321.1	5.5			
FM	(30°-60°)	1850.3	31.5			
FH	(60°-80°)	2282.0	38.8			G2/5000
FVH	(80°-90°)	44.6	0.8			G1/100
BL	(0°-30°)	282.0	4.8	B1/500		
BM	(30°-60°)	642.0	10.9	B1/1000		
BH	(60°-80°)	401.4	6.8	B1/500		G1/500
BVH	(80°-90°)	59.6	1.0			G1/100
UL	(90°-100°)	0.0	0.0		U0/0	
UH	(100°-180°)	0.0	0.0		U0/0	

BUG Rating: B1-U0-G2

Type IV Short





REPORT NUMBER: P401628

CATALOG NUMBER: ENC-SA1E-727-U-T4W

CANDELA DISTRIBUTION (FULL):

	0°	5°	15°	25°	35°	45°	46°	55°	65°	75°	85°
0°	597.1	597.1	597.1	597.1	597.1	597.1	597.1	597.1	597.1	597.1	597.1
2.5°	634.8	633.9	634.8	631.4	628.1	623.1	621.4	615.5	611.4	605.5	600.5
5°	681.6	684.1	683.3	679.1	665.7	655.7	655.7	643.1	629.8	617.2	605.5
7.5°	732.6	732.6	727.6	719.2	705.9	690.8	689.1	672.4	653.2	635.6	617.2
10°	769.4	771.1	763.6	751.9	735.1	719.2	717.6	698.3	679.9	657.4	634.8
12.5°	795.3	795.3	788.7	777.8	757.7	742.7	741.0	723.4	704.2	680.8	654.8
15°	808.7	807.1	801.2	789.5	771.9	759.4	756.9	741.8	725.9	702.5	674.9
17.5°	806.2	806.2	801.2	789.5	776.9	766.9	765.2	754.4	742.7	720.1	692.5
20°	795.3	794.5	792.8	783.6	775.3	771.1	769.4	764.4	756.9	737.6	711.7
22.5°	785.3	784.5	782.0	776.1	772.8	775.3	775.3	774.4	773.6	758.5	733.5
25°	791.2	790.3	785.3	776.9	776.1	787.8	788.7	791.2	792.8	780.3	754.4
27.5°	832.1	829.6	815.4	793.7	786.1	801.2	802.9	810.4	808.7	795.3	772.8
30°	912.4	913.3	881.5	834.7	809.6	816.3	817.1	825.5	822.9	812.1	793.7
32.5°	1033.7	1033.7	981.8	910.8	847.2	833.8	831.3	838.8	848.9	834.7	816.3
35°	1187.6	1183.4	1120.7	1011.1	911.6	863.9	862.3	858.9	876.5	863.1	836.3
37.5°	1342.3	1327.3	1266.2	1145.8	1001.9	922.5	915.8	905.7	915.8	887.3	863.9
40°	1466.9	1464.4	1414.2	1292.1	1109.0	993.6	988.5	944.2	950.9	928.3	919.1
42.5°	1604.1	1605.7	1572.3	1449.4	1236.9	1089.7	1076.4	1007.8	1027.0	1018.6	1014.5
45°	1754.6	1752.9	1727.9	1599.1	1393.3	1223.5	1206.8	1122.4	1161.7	1156.6	1180.1
47.5°	1870.0	1879.2	1865.0	1773.9	1579.0	1385.8	1373.3	1270.4	1329.8	1369.9	1414.2
50°	2027.3	2026.4	1988.0	1950.3	1794.8	1593.2	1580.7	1466.1	1551.4	1609.9	1691.1
52.5°	2222.1	2215.4	2136.0	2122.6	2057.4	1819.8	1809.0	1689.4	1811.5	1862.5	2027.3
55°	2344.2	2343.4	2302.4	2325.8	2327.5	2072.4	2059.0	1952.8	2090.8	2149.4	2398.6
57.5°	2446.3	2447.1	2481.4	2563.3	2618.5	2379.4	2374.3	2244.7	2384.4	2466.3	2760.7
60°	2524.9	2541.6	2637.8	2825.1	2917.1	2770.8	2749.0	2611.9	2705.5	2738.1	3037.5
62.5°	2493.1	2514.8	2703.8	2979.8	3216.5	3185.6	3178.0	2979.8	2979.0	2962.3	3244.1
65°	2242.2	2289.0	2586.8	2974.0	3413.9	3607.1	3596.2	3326.9	3233.2	3149.6	3306.0
67.5°	1834.9	1844.9	2203.7	2746.5	3412.2	3872.2	3860.5	3579.5	3391.3	3186.4	3124.5
69°	1493.7	1530.5	1862.5	2458.8	3291.8	3925.7	3925.7	3649.7	3385.5	3098.6	2858.6
70°	1292.1	1293.8	1614.1	2229.7	3127.9	3893.9	3901.5	3649.7	3337.8	2984.0	2622.7
72.5°	605.5	643.1	845.5	1455.2	2526.5	3579.5	3597.9	3408.9	3061.0	2570.9	1967.9
75°	181.5	188.2	281.8	690.0	1447.7	2757.4	2798.4	2836.0	2493.1	1892.6	1211.8
77.5°	107.9	107.0	136.3	234.2	669.9	1635.0	1653.4	1814.0	1617.5	1052.1	550.3
80°	52.7	54.4	72.8	113.7	250.9	593.8	653.2	848.0	716.7	411.5	201.6
82.5°	17.6	19.2	30.1	46.0	106.2	191.5	211.6	266.0	229.2	149.7	86.1
85°	0.0	0.0	0.8	1.7	5.9	14.2	14.2	31.8	47.7	52.7	28.4
87.5°	0.0	0.0	0.8	0.8	1.7	1.7	1.7	1.7	1.7	1.7	2.5
90°	0.0	0.0	0.0	0.0	0.0	0.0	0.0	0.0	0.0	0.0	0.0



REPORT NUMBER: P401628

CATALOG NUMBER: ENC-SA1E-727-U-T4W

CANDELA DISTRIBUTION (continued):

	90°	95°	105°	115°	125°	135°	145°	155°	165°	175°	180°
0°	597.1	597.1	597.1	597.1	597.1	597.1	597.1	597.1	597.1	597.1	597.1
2.5°	598.0	596.3	593.0	589.6	587.9	583.8	584.6	582.9	582.1	582.1	582.9
5°	599.6	597.1	592.1	588.8	585.4	583.8	587.9	589.6	591.3	591.3	592.1
7.5°	609.7	604.7	598.8	594.6	595.5	598.0	604.7	609.7	612.2	613.9	615.5
10°	626.4	620.6	612.2	611.4	613.0	619.7	628.9	636.4	643.1	647.3	647.3
12.5°	644.0	636.4	629.8	631.4	639.0	649.0	658.2	666.6	672.4	676.6	677.4
15°	663.2	655.7	649.0	653.2	665.7	677.4	685.8	689.1	691.6	695.8	696.7
17.5°	680.8	674.1	668.2	679.1	690.0	699.2	701.7	700.0	696.7	699.2	700.8
20°	699.2	693.3	690.0	701.7	709.2	710.0	703.4	695.8	687.5	687.5	688.3
22.5°	721.8	714.2	712.6	718.4	715.9	705.9	689.1	677.4	665.7	664.0	666.6
25°	743.5	736.0	735.1	731.0	709.2	683.3	660.7	647.3	638.1	639.0	644.0
27.5°	765.2	760.2	761.1	738.5	690.0	650.7	620.6	609.7	612.2	613.9	618.9
30°	787.0	787.0	790.3	738.5	663.2	604.7	576.2	575.4	582.1	587.1	593.0
32.5°	812.1	819.6	813.7	729.3	627.2	557.8	535.2	536.9	544.4	552.8	557.8
35°	836.3	853.9	837.2	708.4	577.9	515.2	496.8	494.3	500.1	507.7	510.2
37.5°	874.8	903.2	857.2	675.8	526.9	477.5	459.1	452.5	446.6	452.5	451.6
40°	941.7	976.0	872.3	621.4	477.5	442.4	423.2	410.6	396.4	383.9	383.9
42.5°	1048.8	1071.3	880.7	555.3	428.2	407.3	388.1	369.7	347.9	325.3	325.3
45°	1223.5	1228.6	884.0	485.1	383.0	372.2	352.1	334.5	306.1	283.5	278.5
47.5°	1456.9	1435.1	892.4	417.3	343.7	341.2	324.5	304.4	273.5	252.6	250.1
50°	1770.5	1676.8	929.2	363.0	312.0	314.5	301.9	278.5	249.2	234.2	230.8
52.5°	2123.4	1982.1	957.6	319.5	284.4	291.9	282.7	260.1	235.0	222.5	220.0
55°	2509.0	2275.6	950.9	290.2	263.4	271.8	268.5	249.2	226.6	215.8	213.3
57.5°	2823.4	2482.2	892.4	264.3	242.5	254.2	257.6	242.5	221.6	211.6	209.1
60°	3059.3	2595.1	771.9	242.5	225.8	240.0	249.2	238.4	220.8	214.9	212.4
62.5°	3166.3	2585.1	615.5	225.8	213.3	230.0	250.1	245.0	233.3	237.5	238.4
65°	3106.1	2458.8	461.7	213.3	205.7	231.7	264.3	264.3	246.7	254.2	255.1
67.5°	2797.5	2128.5	336.2	204.1	198.2	240.0	291.0	274.3	240.9	246.7	244.2
69°	2504.0	1904.3	288.5	199.0	192.4	244.2	302.8	276.0	234.2	240.9	234.2
70°	2288.2	1701.9	259.3	194.9	189.8	244.2	306.1	274.3	230.8	235.8	228.3
72.5°	1628.3	1181.7	213.3	186.5	180.6	225.8	300.2	265.1	221.6	215.8	201.6
75°	946.7	653.2	181.5	177.3	159.7	198.2	285.2	255.1	212.4	201.6	191.5
77.5°	397.3	291.9	154.7	161.4	141.3	176.5	266.8	245.0	201.6	186.5	181.5
80°	161.4	145.5	128.8	139.7	122.9	155.6	245.9	228.3	185.7	170.6	163.1
82.5°	84.5	80.3	98.7	112.9	102.0	143.0	231.7	216.6	172.3	157.2	148.0
85°	25.1	33.5	56.0	76.9	77.8	128.8	225.0	200.7	149.7	129.6	128.0
87.5°	1.7	6.7	19.2	40.1	51.0	98.7	182.3	164.8	121.3	102.0	102.9
90°	0.0	0.0	0.0	0.0	0.0	0.0	0.0	0.0	0.0	0.0	0.0

(END OF REPORT)